

## Art.: 3886 - 3887 Válvula de flotador / Boya Floating valve / Buoy

### Características

1. Válvula de flotador.
2. Construcción en acero inoxidable AISI 304.
3. Conexión rosca gas.
4. Paso total.
5. Cierre de silicona.
6. Presión máxima de trabajo 10 kg/cm<sup>2</sup>.

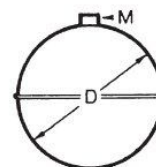
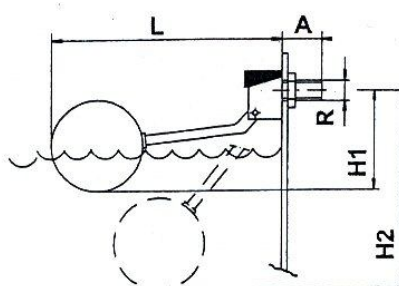
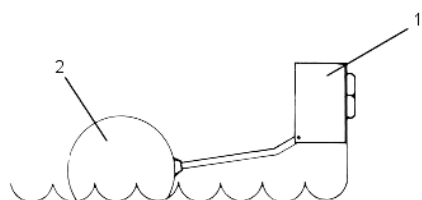
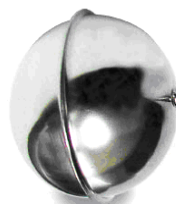
### Features

1. Floating valve.
2. Made of stainless steel AISI 304.
3. Gas threaded connection.
4. Full bore.
5. Silicone lock.
6. Maximum working pressure 10 kg/cm<sup>2</sup>.

Ref. 3886



Ref. 3887



Nº	Denominación/Name	Material	Acabado superficial/ Surface treatment
1	Válvula / Valve	Acero Inox. AISI 304 / SS. AISI 304	Pulido / Polished
2	Boya / Buoy	Acero Inox. AISI 304 / SS. AISI 304	Pulido / Polished

Ref.	Medida / Size (R)	Dimensiones / Dimensions (mm)		Peso / Weight (g)
		L	A	
3886 03	3/8"	300	32	100
3886 04	1/2"	410	35	180
3886 05	3/4"	500	42	300
3886 06	1"	580	45	370
3886 07	1 1/4"	580	52	460

Ref.	Medida / Size (R)	Dimensiones / Dimensions (mm)		Peso / Weight (g)
		Ø D	M	
3887 090	3/8"	Ø 90 mm	M-6	70
3887 110	1/2"	Ø 110 mm	M-6	100
3887 160	3/4", 1", 1 1/4"	Ø 160 mm	M-8	290

## DIMENSIONES GENERALES / GENERAL DIMENSIONS

Ref.	Medida/Size (R)	DN	PN	Dimensiones/Dimensions (mm)					Peso/Weight (g)
				A	L	H1	H2	ØD	
3886 04 + 3887 110	1/2"	15	10	35	410	70	330	110	300
3886 05 + 3887 160	3/4"	20	10	42	500	110	460	160	600
3886 06 + 3887 160	1"	25	10	45	580	125	530	160	650
3886 07 + 3887 160	1 1/4"	32	10	53	580	170	550	160	750

H1= Válvula en posición cerrada / Close position valve.

H2= Válvula en posición abierta / Open position valve.

## CAUDAL EN LITROS / HORA // FLOW RATE IN LITRE / HOUR

Medida /Size (R)	Presiones / Pressures (bar)						
	1	2	3	4	6	8	10
3/8"	1,132	1,669	1,904	2,169	2,656	2,825	3,082
1/2"	2,829	3,998	4,895	5,657	6,79	7,978	8,938
3/4"	4,838	6,842	8,37	9,677	11,805	13,993	15,289
1"	6,934	9,919	12,147	14,068	17,167	19,654	21,945
1 1/4"	7,28	10,414	12,754	14,771	18,025	20,636	23,051